

CONSIDERATIONS FOR CHOOSING RIGHT PAPER AND PRINTER FOR
LABEL STICKER PRINTING IN BILLING REGISTER

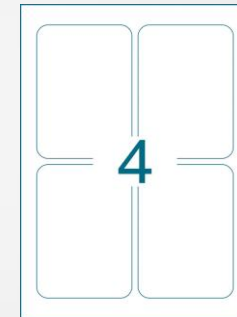
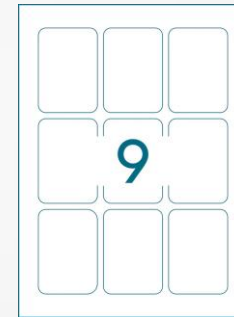
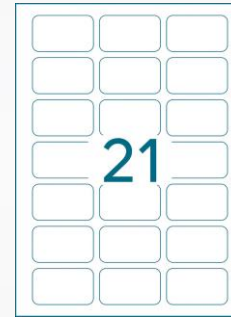


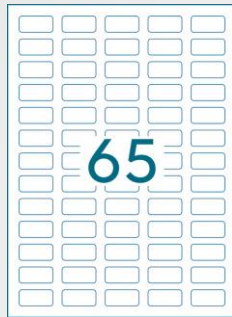
There are many varieties of label sticker sheets available in the market with variations like size of label, shape of paper, type of paper, and life of print. These variations when combined with printer type (roller printer versus sheet printer) affects the overall economy of the whole concept.

So, before making any purchase of paper or printer, we should properly understand their proper usage and their pros and cons to maximise our profit and avoid any kind of inconveniences.

Let's get started.


TYPES OF LABEL STICKER PAPER

1) A4 sheets – available in many sizes like 65 labels, 84 labels, 56 labels, 40 labels, etc.



2) Continuous roll sheets

- Single column continuous roll sheets
- Double column continuous roll sheets



3) Custom sizes manufactured as per the order

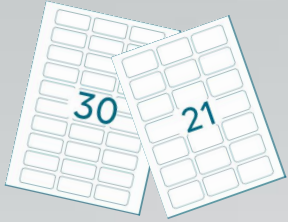
A4 Sheet

VS

Direct Thermal Roll

VS

Thermal Transfer Roll




PROS



- Can be used with almost all types of printers like inkjet, laser, copier, etc. Hence, if you already have a printer you can use it to print A4 label sheets without any additional investment.
- Cost-effective option.
- Can be used for printing labels in bulk.
- Print life is long.
- Printer can be used as a receipt printer too.

CONS

- Not suitable when you would want to print labels in smaller quantity like one or two in one go.




PROS



- Best suitable when you would want to print labels in smaller quantity like one or two in one go.
- Cost-effective solution.
- Printer can be used as a receipt printer too (but not a preferred option as the rolls would have to be interchanged frequently).

CONS

- Cannot be practically used to print labels in bulk.
- You need to buy specialized printer which costs a considerable amount.
- Print life is short.



PROS



- Best suitable when you would want to print labels in smaller quantity like one or two in one go.
- Print life is long.

CONS

- Cannot be practically used to print labels in bulk.
- You need to buy specialized printer which costs a considerable amount. Such printer also comes with maintenance costs of its own besides the initial investment.
- Sometimes poses cutter-sensor issues.
- Printer cannot be used as a receipt printer.
- Not a cost-effective solution.

USE-CASE EXAMPLES

A4 Sheets:

Best used when you want to print labels in bulk. For example:

- Barcode labels for packaging
- to stick the labels on unbranded items.
- to replace price label on imported items to show prices in local currency.

Direct Thermal roll:

Best used when you need to print a few labels at a time and the labels need not last too long. For example:

- to stick labels on items having low shelf life, like fruits, vegetables or bakery products.
- to use the address labels for shipping.

Thermal Transfer roll:

Best used when you need to print a few labels at a time but you need the print to be long-lasting. For example:

- to stick the label on a customer file having Customer ID as barcode.
- to use the labels for shipping.
- Banks use these labels on passbook copy for automatic passbook updation machines.

Each type of label sticker paper has its own use case. You need to choose the paper and printer as per your requirement.